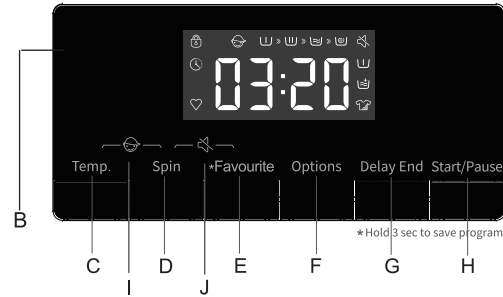
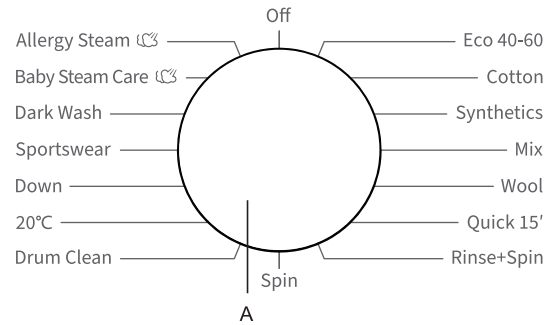


Quick User Manual

This washing machine is equipped with automatic safety functions which detect and diagnose at an early stage and react appropriately.

- A. Program selector
- B. Program and function status display window
- C. "Temp." button



- D. "Spin" button
- E. "Favourite" button
- F. "Options" button
- G. "Delay End" button
- H. "Start/Pause" button
- I. Child Lock Function
- J. Mute Function

| Program | Care Label | Material / Level of Soiling | Maximum Wash Load kg | Detergent Compartment | | | Wash Program Functions | | | | | | | Maximum spin speed rpm |
|--|------------|--|----------------------|-----------------------|-----------|----------|------------------------|---------|-------------|---------------------|-----------|------|-------|------------------------|
| | | | | Prewash | Main wash | Softener | Delay End | Prewash | Extra rinse | Default rinse times | Intensive | Spin | Temp. | |
| | | Washing temperature selected as per the Care Label instruction. | | | | | | | | | | | | |
| Cotton --,20°C, 30°C, 40°C, 60°C, 90°C | | Heavily and moderately soiled cotton, or linen. For very heavily soiled items select the "Prewash" function. | 8/9 | * | Yes | * | * | * | * | 3 | * | * | * | 1400 |
| Synthetics --,20°C, 30°C, 40°C,60°C | | Moderately soiled synthetics, cotton blended fabrics. | 8/9 | * | Yes | * | * | * | * | 3 | * | * | * | 1400 |
| Allergy Steam (2) 40°C, 60°C | | It is suitable for high temperature resistant and less fading fabrics, which removes allergens such as pollens, mites and parasites through high temperature steam. | 2 | * | Yes | * | * | * | * | 4 | * | * | * | 1400 |
| Eco 40-60 (1) | — | Normally soiled cotton laundry. | 8/9 | — | Yes | — | * | — | — | 1 | — | * | — | 1400 |
| Wool --,20°C, 30°C, 40°C | | Machine washable wool. (Refer to the washing label attached to the clothing). | 2 | — | Yes | * | * | — | * | 2 | — | * | * | 600 |
| Baby Steam Care (2) 40°C, 60°C, 90°C | | It is suitable for baby clothes and underwear, etc., which sterilizes and disinfects through high temperature steam. | 2 | * | Yes | * | * | * | * | 3 | * | * | * | 1400 |
| Dark Wash --,20°C, 30°C, 40°C,60°C | — | Dark textiles made of cotton and dark easy-care textiles | 4 | * | Yes | * | * | * | * | 2 | * | * | * | 1000 |
| Quick 15' --,20°C, 30°C, 40°C | | Cotton, mixed fabrics. Items worn for a short time or newly bought. | 1 | — | Yes | * | * | — | * | 1 | — | * | * | 800 |
| Mix --,20°C, 30°C, 40°C | | Mixed loads of moderately soiled cotton and synthetic fabrics. | 4 | * | Yes | * | * | * | * | 2 | * | * | * | 1400 |
| Sportswear --,20°C, 30°C, 40°C | | Sportswear and leisure wear made from microfibre fabrics. | 2 | * | Yes | * | * | * | * | 2 | * | * | * | 1000 |
| Down --,20°C, 30°C, 40°C | | Machine-washable items stuffed with synthetic fibres, such as pillows, quilts and bedspreads; also suitable for items stuffed with down. | 2 | — | Yes | * | * | — | * | 2 | — | * | * | 600 |
| 20°C | — | This program is suitable for cotton clothes with light stains,energy saving. | 8/9 | * | Yes | * | * | * | * | 2 | * | * | — | 1400 |
| Drum Clean 90°C | — | Program to remove dirt and bacterial residue that can breed in the machine after it has been used for a period, especially when low temperature washes are used regularly. | — | — | Yes | — | * | — | — | 1 | — | — | — | 800 |
| Rinse&Spin | — | This program is defaulted to two rinses and spin. | 8/9 | — | — | * | * | — | * | 2 | — | * | — | 1400 |
| Spin | — | Select the length, and speed, of the spin manually. | 8/9 | — | — | — | * | — | — | 0 | — | * | — | 1400 |

* : Optional Functions Yes : Detergent Required — : Cannot be selected -- : Temperature of unheated water

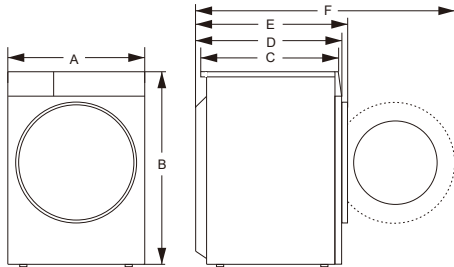
(1) Wash performance test programs are:Eco 40-60.

(2) Allergy Steam and Baby Steam Care both washing are suitable to sterilize the colorfast clothes, When you see the door glass with water mist,please don't put your hand on the door glass or open the dispenser to prevent burns.

Specifications

| Description | Value |
|------------------|--|
| Model | WFQP8014EVM/WFQP8014EVMS WFQP8014EVMT/WFMP8014EVM WFMP8014EVMS/WFMP8014EVMT WFQP9014EVM/WFQP9014EVMS WFQP9014EVMT/WFMP9014EVM WFMP9014EVMS/WFMP9014EVMT |
| Washing Capacity | 8.0/9.0kg |
| Max.spin speed | 1400rpm |
| Net Weight | 58kg |
| Rated Voltage | 220-240V~ |
| Heating Power | 1500W |
| Washing Power | 300W |

Dimensions(mm)



| Index | Dimension(mm) |
|-------|---------------|
| A | 595 |
| B | 845 |
| C | 460 |
| D | 510 |
| E | 540 |
| F | 1000 |

Add Detergent, Close the Door and Set the Program

Load the clothes to be washed in the drum and close the door. Add the detergent into the relevant compartments for the type of program you are going to select. Add detergent as described in **Detergent and Additives** section of **User's Operation Manual**.

1. Turn on the power.
2. Spin program selection button to required program, "off" must be passed through if pointer's initial position is not "off", start up.
3. Select washing temperature, spin speed by pressing "Temp", "Spin" buttons.
4. Press "Options" button to select additional functions.
5. After starting the program, display window displays program length (hours: minutes) and additional function options in sequence.

Addition function selection

At standby state, press "Options" button to select additional

function for current program. Select only one function for each press, and then corresponding icon flashes. After starting up, program cannot be changed.

Pre-wash

·Select the function to conduct pre-wash so as to enhance washing effects and better remove stains. This function is suitable for heavy dirt clothes.

·Before inflowing, laundry detergent/ washing powder can be added to pre-wash box, and washing powder must be added to main wash box.

Extra Rinse

After set the function of rinsing adding, the program runs the rinsing process once again before running the softening, and the total running time of the program increases accordingly.

Intensive

The function can be selected to prolong washing time, strengthen washing effects and better remove stain.

Inlet water warning

If tap is not opened, or water pressure is over low, display screen will prompt "F01" to give alarm.

Drainage warning

If the pipe is squeezed, drainage will not be smooth. In case of failing to completely drain for long time, display screen will prompt "F03" to give alarm.

Door Lock Icon

After the program starts the Door Lock icon will light up and the door will be locked.

·After completing program, door lock unlocks automatically. During pause, if door opening condition can be met halfway, the door lock will unlock and its indicator light will go out.

·When door lock indicator light flashes, door shall not be opened forcibly so as to avoid personal injury.

Delay End Function

Delay end function allows to run the machine at the consumers' convenience, for example, at night when electricity is cheaper.

- Only under the standby mode, this button is valid for selecting the reservation time.
- After the reservation function is selected, the time will increase 1h when each time the reservation button is pressed. Before reservation, if the program time does not satisfy the integral multiple of 1h, it shall be completed by pressing the reservation key for the first time, and then the time increases 1h when each time the reservation button is pressed. If the reservation is selected, before the program runs, the current reservation can be canceled by turning the button to select other programs.
- The delay time must be longer than the wash program length as the delay time is the time program will finish. For example: if the selected program time is 02:28, the delay time selected must be between 03:00 and 24:00.
- When the reservation process is operated, the icon of 'reservation time' will be on. When the reservation process is finished, the icon of 'reservation time' will be off.

Favourite

After selecting the program and setting each parameter and starting, long press the Favorite key for 3s to memorize the selected program, temperature, rotational speed and other

related settings, and then the Favorite symbol lamp will be on. Under the circumstance that the Favorite lamp is not on, short press the Favorite key, then the program will be switched to the program memorized last time; and meantime, the temperature, rotational speed and other parameters will automatically change into the parameters memorized last time.

At this moment, if switching the program or pressing other keys, the panel will display a new program and parameters, and the Favorite symbol lamp will be off.

When the user uses it for the first time, if he/she has never long pressed the Favorite key to collect programs, he/she can short press the Favorite key and then the cotton linen program and its default settings will be collected by default.

Mute Function

When the machine is in the state of holding, pause or operation, press "**Spin+ Favourite**" buttons for 2 seconds. The display will show mute function fault icon. All the buzzing will be turned off except the alarms.

When the machine is in the mute state, press "**Spin+ Favourite**" buttons for 2 seconds until mute function fault icon light off. All the buzzing will be activated.

Automatic weighting

Washing machine displays "----" after startup, indicating that it is weighing automatically. It will adjust program length (hours: minutes) automatically according to weight of clothes.

Child Lock

To strengthen the safety of children, this machine is equipped with Child Lock function.

When the programme starts, press "**Temp. +Spin**" button for 2 seconds. Child Lock icon will light up, and then Child Lock is set up. Repeat the same operation, the Child Lock will be released.

- When the Child Lock is set, all function buttons will be shielded.
- When you turn the machine off by rotating the program selection button "Off", child lock is released.
- After completing program, child lock will automatically unlock.

To Start the Program

After you have selected your options and placed detergent within the detergent dispenser, turn on the water tap and press the "**Start / Pause**" button. The screen will display the current program progression with icons from left to right. It also displays the remaining program time.

To Cancel the Program or Reselect the Options

1. Rotate the program to "**Off**" for 3 seconds to turn off the machine.
2. Select the new program and options.
3. Press "**Start / Pause**" button to turn on the machine without adding any extra detergent.

End of the Program

The washing machine shows "END" at the end of the program, when the door is unlocked. If the knob is turned to "Off", the power will be cut off. If there is no button or knob operation within 2 minutes, the program will automatically power off.

Hisense

Programme Instructions

1. The eco 40-60 programme is able to clean normally soiled cotton laundry declared to be washable about 40°C to 60°C, together in the same cycle, and that this programme is used to assess the compliance with the EU ecodesign legislation.
2. The power consumption of the off-mode is 0.49W.
3. The most efficient programmes in terms of energy consumption are generally those that perform at lower temperatures and longer duration.
4. Loading the household washing machine up to the capacity indicated by the manufacturer for the respective programmes will contribute to energy and water savings.
5. Correct use of detergent, softeners and other additives. Do not apply excessive detergent. This may affect the washing results adversely.
6. Periodic cleaning, including optimal frequency, and limescale prevention and procedure.
7. Noise and remaining moisture content are influenced by the spinning speed: the higher the spinning speed in the spinning phase, the higher the noise and the lower the remaining moisture content.
8. The product information and QR code are reflected in the energy consumption label, the product registration information can be obtained by scanning the QR code.
9. The information of standard programmes.

| Program | Selected Temperature (°C) | Rated Capacity (kg) | Maximum temperature in drum (°C) | Program duration (h: min) | Energy consumption kWh/cycle | Water consumption litres/cycle | Remaining moisture content (%) | Maximum speed rpm | |
|---------------------|---------------------------|---------------------|----------------------------------|---------------------------|------------------------------|--------------------------------|--------------------------------|-------------------|------|
| Eco 40-60 full load | 8 kg | — | 8 | 36 | 3:26 | 0.780 | 55.0 | 52.50 | 1400 |
| | 9 kg | — | 9 | 47 | 3:36 | 1.080 | 55.0 | 53.00 | 1400 |
| Eco 40-60 half load | 8 kg | — | 4 | 29 | 2:48 | 0.370 | 40.0 | 52.50 | 1400 |
| | 9 kg | — | 4.5 | 35 | 2:54 | 0.700 | 45.0 | 53.00 | 1400 |
| Eco 40-60 1/4 load | 8 kg | — | 2 | 26 | 2:48 | 0.220 | 30.0 | 52.50 | 1400 |
| | 9 kg | — | 2.5 | 25 | 2:54 | 0.260 | 30.0 | 53.00 | 1400 |
| 20°C | 8 kg | 20 | 8 | 20 | 1:50 | 0.240 | 68.0 | 55.00 | 1400 |
| | 9 kg | 20 | 9 | 20 | 1:50 | 0.170 | 600 | 54.00 | 1400 |
| Cotton | 8 kg | 60 | 8 | 57 | 3:49 | 1.220 | 68.0 | 55.00 | 1400 |
| | 9 kg | 60 | 9 | 56 | 3:49 | 1.550 | 85.0 | 54.00 | 1400 |
| Mix | 8 kg | 40 | 4 | 40 | 1:58 | 0.800 | 65.0 | 55.00 | 1400 |
| | 9 kg | 40 | 4.5 | 38 | 1:58 | 0.600 | 55.0 | 54.00 | 1400 |
| Quick 15' | 8 kg | 40 | 1 | 40 | 0:30 | 0.450 | 25.0 | 55.00 | 800 |
| | 9 kg | 40 | 1 | 38 | 0:30 | 0.330 | 22.0 | 55.00 | 800 |

The values given for programmes other than the eco 40-60 programme are indicative only.